
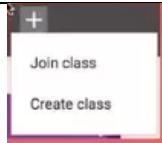



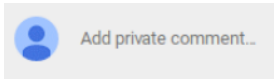
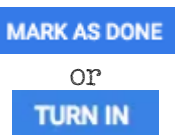


Basics of Google Classroom

*How do I find and join a class?

*How do I ask questions or open assignments?

Google Classroom for students

	What it looks like	How to instructions
Google Classroom		Install the Google Classroom App or go to the student's Google login . When you click on the 3x3 'waffle' on the top right, you will then click on this icon to bring you to Google Classroom... Congrats on the 1 st step!
Join Class		Click on the plus icon in the upper right to join your class
Class Code		You should be given a 'Class Code' from your teacher to join. Enter it now.
Stream		Find your assignment in the stream section.
Opening Assignments		From the stream, you can click on open to see any new assignments that your teacher has attached, along with a possible due date
Private comments to your teacher		If you have a question, there is a private comment section. You can click open and locate at the bottom of the assignment.
Getting Feedback		Once an assignment is turned in, the teacher may provide feedback and then return it to you. It will switch ownership back to you only after it is returned and editing privileges will resume.